

Q700® M/F/R with SEDEO® PRO

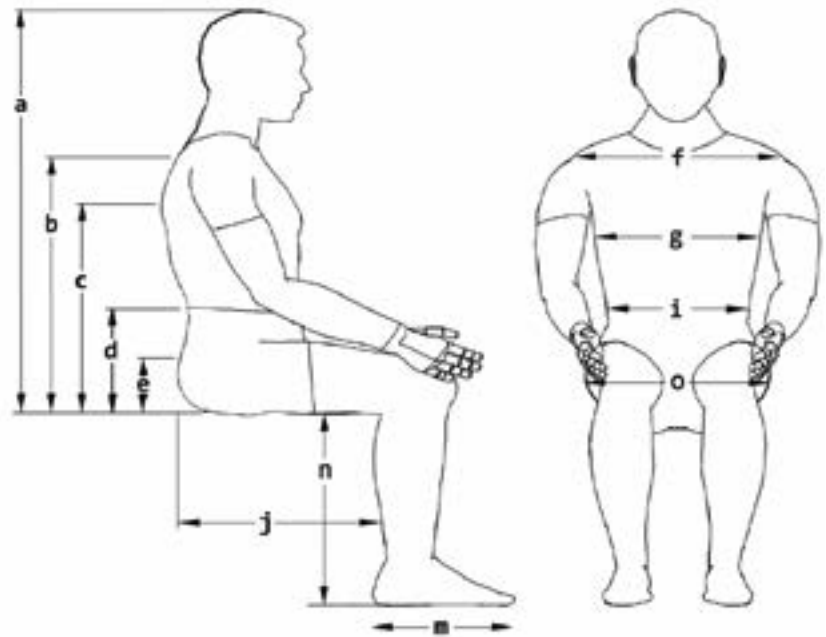


ORDER FORM

Billing Address Or Customer-ID			Shipping Address	Identical To Billing Address
C.-ID:			C.-ID:	
Name:			Name:	
Street:			Street:	
Town/PC:			Town/PC:	
E-Mail:			E-Mail:	
Phone:			Phone:	
Order Information			User Weight	
Order	Calculation	Built-4-Me®	User Weight Capacity: 160 kg	
Purchase Order No.:			User Weight:	kg
Art. No.: Q700 M: 2250070M-000, Q700 F:2250070F-000, Q700 R: 2250070R-000			5% Surcharge will be added to the total value of the order	
Order Date:	Day	Month	Year	

Client Measurements

a) Top Of Head To Seat	mm
b) Top Of Shoulder To Seat	mm
c) Underarm To Seat	mm
d) Elbow To Seat	mm
e) Top Of Pelvis To Seat	mm
f) Shoulder Width	mm
g) Trunk Width	mm
i) Hip Width	mm
j) Actual Sitting Depth	mm
m) Foot Length	mm
n) Lower Leg Length	mm
o) Actual Seat Width	mm



Seating Specifications

All Bases Prepared For DAHL Docking Station		Seat Type	SEDEO PRO
Typical WC Weight	Without Batteries 140 kg	Seat Size Range	Width 380 - 560 mm, Depth 400 - 560 mm
	With Batteries 165 kg	Seat To Floor Height Range	415 mm - 490 mm

MWD Base Specifications

User Weight Capacity	160 kg	Drive Wheels	14" Drive Wheels (Black)
Base Size	Width Min. 620 mm	Tires / Castors	6" Front / 6" Rear (Black)
Drive Control	VR2, Option R-Net	Charger	8 A Dual Mode Charger
Driving Range	Up To 40 km	Battery Size	60 And 80 Ah Batteries
Drive Motors	4-Pole 6 kph, Options 8, 10 And 12.5 kph	Colour Accents	7 Colour Accents
Ground Clearance	70 mm	Frame Colour	Black

FWD Base Specifications

User Weight Capacity	160 kg	Drive Wheels	14" Drive Wheels (Black)
Base Size	Width Min. 640 mm	Tires / Castors	9" / 10" Rear (Black)
Drive Control	VR2, Option R-Net	Charger	8 A Dual Mode Charger
Driving Range	Up To 40 km	Battery Size	60 And 80 Ah Batteries
Drive Motors	4-Pole 6 kph, Options 8, 10 And 12.5 kph	Colour Accents	7 Colour Accents
Ground Clearance	75 mm	Frame Colour	Black

RWD Base Specifications

User Weight Capacity	160 kg	Drive Wheels	14" Drive Wheels (black)
Base Size	Width Min. 640 mm	Tires / Castors	9" / 10" Front (Black)
Drive Control	VR2, Option R-Net	Charger	8 A Dual Mode Charger
Driving Range	Up To 40 km	Battery Size	60 And 80 Ah Batteries
Drive Motors	4-Pole 6 Kph, Options 8, 10 And 12.5 kph	Colour Accents	7 Colour Accents
Ground Clearance	75 mm	Frame Colour	Black

Base

Q700 Drive Bases

		£
SEP000009	Q700 M (MWD Base Chair)	7,000
SEP000017	Q700 F (FWD Base Chair)	7,400
SEP000018	Q700 R (MWD Base Chair)	7,400

Motor Packages

		£
SEP180009	4-Pole Motor, 6 kph / 4 mph	0
SEP180010	4-Pole Motor, 8 kph / 5 mph	0
SEP180007	4-Pole Motor, 10 kph / 6.5 mph (1) (2)	0
SEP180008	4-Pole Motor, 12.5 kph / 8 mph (1) (3)	81

Tracking

		£
SEP110009	Traction Control System For R-Net (GYRO Technology)	0
SEP110014	Omit Traction Control System For R-Net	-324

Drive Wheels 

		£
SEP070032	Drive Wheel, 14", Pneumatic, V-Type, Black	0
SEP070031	Drive Wheel, 14", Solid, V-Type, Black	0
SEP070034	Drive Wheel, 14", Pneumatic, Knobbly, Black	0
SEP070033	Drive Wheel, 14", Solid, Knobbly, Black	0

Castor Wheels 

		£
MWD Base		
SEP080206	Castor Wheel, 6", Solid, Black	0
FWD Base		
SEP080210	Castor Wheel, 9", Solid, Black	0
SEP080211	Castor Wheel, 9", Pneumatic, Black	0
RWD Base		
SEP080210	Castor Wheel, 9", Solid, Black	0
SEP080211	Castor Wheel, 9", Pneumatic, Black	0
SEP080212	Castor Wheel, 10", Pneumatic, Black	0

Mudguards (FWD & RWD Only) 

		£
SEP010007	Mudguard, Drive Wheel, 14"	97
SEP010008	Mudguard, Castor Wheel, 9"	76

Kerb Climber (RWD Only) 

		£
SEP090038	Kerb Climber	184

(1) Highly Recommended With 80 Ah Battery

(2) If FWD Selected: Highly Recommended With Traction Control System

(3) Not available with FWD

Base

Colour Accents

		£
SEP140005	Apple Green (RAL 110 70 77)	0
SEP140004	Black (RAL 9005)	0
SEP140003	Blue (RAL 260 40 45)	0
SEP140006	Orange (RAL 060 60 80)	0
SEP140002	Red (RAL 040 40 67)	0
SEP140007	Silver (RAL 9006)	0
SEP140001	White (RAL 9010)	0

LED Lights & Indicators

		£
SEP110201	LED Light And Indicator StVZO Approved (1)	0
SEP110209	Omit Light And Indicator	0

Seat Heights (2)

		£
SH415	415 mm (3)(4)	0
SH425	425 mm (5)	0
SH44	440 mm (4)	0
SH45	450 mm (5)	0
SH465	465 mm	0
SH49	490 mm	0

Batteries & Chargers

		£
Batteries		
SEP160001	Battery, 60 Ah, Gel, Maintenance-Free	0
SEP160005	Battery, 80 Ah, Gel, Maintenance-Free (6)	0
SEP160009	Omit Batteries	0
Chargers		
SEP160101	Charger, Automatic, 220 V / 8 A	0
SEP160100	Charger, Automatic, 220 V / 8 A, UK	0
SEP160103	Charger, Automatic, 220 V / 10 A, UK	184
SEP160104	Charger, Automatic, 220 V / 10 A	184
SEP160109	Omit Charger	0

(1) SEP110030 Lighting Module VR2 Or SEP110032 Actuator Control & Lights Module, R-Net, ISM-6L Required

(2) Measured From Front Of Seat Pan To Floor. Obtain Quote To Verify Seat To Floor Heights

(3) Only With 60 Ah Batteries

(4) Not With SEP130009 Seat Elevator/Tilt Module, Powered

(5) Only For SEP130009 Seat Elevator (300 mm) / Tilt Module (Tilt 0° - 30°), Powered

(6) Highly Recommended With Battery Charger 220 V / 10 A

Powered Seating

Power Seating Options

		£
SEP130011	Fixed Tilt Module (Adjustable 0°, 3°, 6°, 9°, Factory Setting 6°)	0
SEP130004	Posterior Tilt, Powered, 0° - 30° (1)	891
SEP130012	Posterior Tilt, Powered, -5° - 25° (1) (2)	999
SEP130007	Posterior Tilt, Powered, 0° - 50° (1)	1107
SEP130005	Posterior Tilt, Powered, -5° - 45° (1) (2)	1215
SEP130009	Seat Elevator (300 mm) / Tilt Module (Tilt 0° - 30°), Powered (1)	1620


Backrest Frame Type

		£
SEP030083	Backrest, Tool Angle Adjustable, 90° - 120°	0
SEP030084	Backrest, Manual Recline, User Adjustable, 90° - 130°, Release Lever, Right (3)	248
SEP030085	Backrest, Manual Recline, User Adjustable, 90° - 130°, Release Lever, Left (3)	248
SEP030086	Backrest, Powered Recline, 90° - 130° (1)	454
SEP030087	Backrest, Powered Recline, 90° - 150° With 100 mm Mechanical Anti-Shear (1)	810

Backrest Frame Option

		£
SEP030098	Backrest, Flip Down, Quick Release	103

Back Cushion Type

		£
SEDEO PRO (See Section A)		
SEP030104	SEDEO PRO, Back Cushion	0
JAY J3 (See Section B)		
SEP030054	JAY J3, Back Cushion	0
Interfaces 		
SEP030106	SEDEO PRO, Interface Only	0
SEP030107	SEDEO PRO, Interface Only For Back Cushion, Flexible	0
SEP030055	JAY J3, Interface Only	0
SEP030209	Omit Back Cushion	0

A – SEDEO PRO Back Size

		£
Back Cushion Width		
BW38	380 mm, For Effective Back Width 380 mm	0
BW42	420 mm, For Effective Back Width 380 - 420 mm	0
BW46	460 mm, For Effective Back Width 420 - 460 mm	0
BW50	500 mm, For Effective Back Width 460 - 500 mm	0
BW54	540 mm, For Effective Back Width 500 - 540 mm	0
BW56	560 mm, For Effective Back Width 520 - 560 mm	0
Back Cushion Height		
BH44	440 mm, For Effective Back Height 440 - 500 mm (4)	0
BH50	500 mm, For Effective Back Height 500 - 560 mm	0
BH56	560 mm, For Effective Back Height 560 - 620 mm	0

A – SEDEO PRO Back Cushion

		£
SEP030109	SEDEO PRO, Back Cushion, Profiled	0
SEP030113	SEDEO PRO, Back Cushion, Profiled, Adjustable Straps	0
SEP030114	SEDEO PRO, Back Cushion, Deep Contour, Passive	0
SEP030115	SEDEO PRO, Back Cushion, Flexible, Deep Contour, Passive, Adjustable Straps	0
SEP030116	SEDEO PRO, Back Cushion, Flexible, Deep Contour, Active, Adjustable Straps	0
SEP030117	SEDEO PRO, Back Cushion, Flexible, Extra Deep Contour, Active, Adjustable Straps	0
	SEDEO PRO, Back Cushion, Adaptive (Choose B4Me Requirements Separately)	

(1) Not With SEP110036 Remote Joystick, VR2. In Case Of R-Net: SEP110032 Actuator Control & Lights Module, R-Net, ISM-6L

(2) Not With Seat Height 415 Or 440 mm

(3) Not On Same Joystick Side

(4) Only With SEP030116 SEDEO PRO, Back Cushion, Flexible, Deep Contour, Active, Adjustable Straps & SEP030117 SEDEO PRO, Back Cushion, Flexible, Extra Deep Contour, Active, Adjustable Straps

Powered Seating

A – SEDEO PRO Back Cushion Cover

£

SEP030059	Back Cushion Cover, Incontinence Protection	0
SEP030108	Back Cushion Cover, Comfort	0

A – SEDEO Lateral Thoracic Supports

£

SEP030607	SEDEO, Lateral, Thoracic Support, Swing Away, Height-Adjustable, Long Pad, 150 x 130 mm, Right	292
SEP030608	SEDEO, Lateral, Thoracic Support, Swing Away, Height-Adjustable, Long Pad, 150 x 130 mm, Left	292
SEP030609	SEDEO, Lateral, Thoracic Support, Swing Away, Height-Adjustable, Short Pad, 90 x 120 mm, Right	292
SEP030610	SEDEO, Lateral, Thoracic Support, Swing Away, Height-Adjustable, Short Pad, 90 x 120 mm, Left	292

B – JAY J3 Back Size

£

JAY030111	JAY J3 Back Size, 410 mm	0
JAY030112	JAY J3 Back Size, 460 mm	0
JAY030113	JAY J3 Back Size, 510 mm	0

B – JAY J3 Back, Shallow Contour

£

JAY030012	JAY J3 Back, Shallow Contour, Upper Thoracic, Short, 420 mm	572
JAY030019	JAY J3 Back, Shallow Contour, Upper Thoracic, Medium, 460 mm	572
JAY030025	JAY J3 Back, Shallow Contour, Upper Thoracic, Tall, 510 mm	572
JAY030015	JAY J3 Back, Shallow Contour, Shoulder Height, Short, 530 mm	572
JAY030022	JAY J3 Back, Shallow Contour, Shoulder Height, Medium, 570 mm	572
JAY030028	JAY J3 Back, Shallow Contour, Shoulder Height, Tall, 610 mm	572

B – JAY J3 Back, Mid Contour

£

JAY030013	JAY J3 Back, Mid Contour, Upper Thoracic, Short, 420 mm	572
JAY030020	JAY J3 Back, Mid Contour, Upper Thoracic, Medium, 460 mm	572
JAY030026	JAY J3 Back, Mid Contour, Upper Thoracic, Tall, 510 mm	572
JAY030016	JAY J3 Back, Mid Contour, Shoulder Height, Short, 530 mm	572
JAY030023	JAY J3 Back, Mid Contour, Shoulder Height, Medium, 570 mm	572
JAY030029	JAY J3 Back, Mid Contour, Shoulder Height, Tall, 610 mm	572

B – JAY J3 Back, Mid Deep Contour

£

JAY030045	JAY J3 Back, Mid Deep Contour, Upper Thoracic, Short, 420 mm	627
JAY030042	JAY J3 Back, Mid Deep Contour, Upper Thoracic, Medium, 460 mm	627
JAY030046	JAY J3 Back, Mid Deep Contour, Upper Thoracic, Tall, 500 mm	627
JAY030043	JAY J3 Back, Mid Deep Contour, Shoulder Height, Short, 530 mm	627
JAY030047	JAY J3 Back, Mid Deep Contour, Shoulder Height, Medium, 570 mm	627
JAY030048	JAY J3 Back, Mid Deep Contour, Shoulder Height, Tall, 610 mm	627
JAY030050	JAY J3 Back, Mid Deep Contour, Extra Deep, Upper Thoracic, Medium, 460 mm	627

B – JAY J3 Back, Deep Contour

£

JAY030014	JAY J3 Back, Deep Contour, Upper Thoracic, Short, 420 mm	627
JAY030021	JAY J3 Back, Deep Contour, Upper Thoracic, Medium, 460 mm	627
JAY030027	JAY J3 Back, Deep Contour, Upper Thoracic, Tall, 500 mm	627
JAY030017	JAY J3 Back, Deep Contour, Shoulder Height, Short, 530 mm	627
JAY030024	JAY J3 Back, Deep Contour, Shoulder Height, Medium, 570 mm	627
JAY030030	JAY J3 Back, Deep Contour, Shoulder Height, Tall, 610 mm	627
JAY030051	JAY J3 Back, Deep Contour, Extra Deep, Upper Thoracic, Medium, 460 mm	627

(1) Only Use With SEDEO Headrest Mount

(2) Only Use With Whitmyer Headrest Mount

(3) Choose A Whitmyer Headrest Mount And Headrest Receiver In Case You Would Like To Add A Head Control In The Special Control Section

(4) Only With SEP030109 SEDEO PRO, Back Cushion, Profiled & SEP030113 SEDEO PRO, Back Cushion, Profiled, Adjustable Straps & SEP030114 SEDEO PRO, Back Cushion, Deep Contour, Passive

(5) Not With Seat Width 380 & 400 mm

B – JAY J3 Back, Spine Align Fit Kit 

£

Spine Align Mini Fit Kit I

JAY090059	JAY J3 Spine Align Mini Fit Kit I, 360 mm	31
JAY090029	JAY J3 Spine Align Mini Fit Kit I, 410 mm	31
JAY090030	JAY J3 Spine Align Mini Fit Kit I, 460 mm	31
JAY090031	JAY J3 Spine Align Mini Fit Kit I, 510 mm	31

Spine Align Mini Fit Kit II

JAY090060	JAY J3 Spine Align Mini Fit Kit II, 360 mm	47
JAY090032	JAY J3 Spine Align Mini Fit Kit II, 410 mm	47
JAY090033	JAY J3 Spine Align Mini Fit Kit II, 460 mm	47
JAY090034	JAY J3 Spine Align Mini Fit Kit II, 510 mm	47

Positioning Boxes

JAY090035	JAY J3 Positioning Box For Back	151
JAY090036	JAY J3 Hardware Box For Back	474

B – JAY J3 Back, Chest Strap (1) 

£

JAY090040	JAY J3 Chest Strap, Centre Open Harness, 4 Point Strap, Medium	157
JAY090041	JAY J3 Chest Strap, Centre Open Harness, 4 Point Strap, Large	157
JAY090042	JAY J3 Chest Strap, Centre Open Harness, 4 Point Strap, Extra Large	157

B – JAY J3 Lateral Thoracic Pads, Right

£

JAY090020	JAY J3 Lateral Thoracic Pad, (LxH) 100 x 100 mm, Right	46
JAY090021	JAY J3 Lateral Thoracic Pad, (LxH) 100 x 127 mm, Right	46
JAY090022	JAY J3 Lateral Thoracic Pad, (LxH) 100 x 152 mm, Right	46
JAY090023	JAY J3 Lateral Thoracic Pad, (LxH) 152 x 100 mm, Right	46
JAY090024	JAY J3 Lateral Thoracic Pad, (LxH) 152 x 127 mm, Right	46
JAY090025	JAY J3 Lateral Thoracic Pad, (LxH) 152 x 152 mm, Right	46

B – JAY J3 Lateral Thoracic Pads, Left

£

JAY090011	JAY J3 Lateral Thoracic Pad, (LxH) 100 x 100 mm, Left	46
JAY090012	JAY J3 Lateral Thoracic Pad, (LxH) 100 x 127 mm, Left	46
JAY090013	JAY J3 Lateral Thoracic Pad, (LxH) 100 x 152 mm, Left	46
JAY090014	JAY J3 Lateral Thoracic Pad, (LxH) 152 x 100 mm, Left	46
JAY090015	JAY J3 Lateral Thoracic Pad, (LxH) 152 x 127 mm, Left	46
JAY090016	JAY J3 Lateral Thoracic Pad, (LxH) 152 x 152 mm, Left	46

B – JAY J3 Lateral Thoracic Brackets

£

JAY090026	JAY J3 Lateral Thoracic, Fixed Bracket, Right	46
JAY090017	JAY J3 Lateral Thoracic, Fixed Bracket, Left	46
JAY090028	JAY J3 Lateral Thoracic, Bracket, Swing Away, Right	87
JAY090019	JAY J3 Lateral Thoracic, Bracket, Swing Away, Left	87

Headrest Pad 		£
SEP030430	SEDEO, Headrest Pad, Small, (LxH) 240 x 150 mm (1)	76
SEP030431	SEDEO, Headrest Pad, Small, With Cover, (LxH) 240 x 150 mm (1)	86
SEP030432	SEDEO, Headrest Pad, Flexible, (LxH) 400 x 110 mm (1)	130
WHT030401	Whitmyer, Headrest Pad, Plush, (LxH) 203 x 127 mm (2)	108
WHT030402	Whitmyer, Headrest Pad, Plush, (LxH) 254 x 127 mm (2)	119
WHT030403	Whitmyer, Headrest Pad, Plush, (LxH) 356 x 127 mm (2)	130
WHT030404	Whitmyer, Headrest Pad, Adjust-A-Plush, Small, (LxH) 355 x 76 mm (2)	173
WHT030406	Whitmyer, Headrest Pad, Adjust-A-Plush, Large, (LxH) 460 mm x 127 mm (2)	194

Headrest Mount (3) 		£
SEP030433	SEDEO, Headrest Mount	108
SEP030434	SEDEO, Headrest Mount, With Quick Release	119
WHT030407	Whitmyer, Headrest Mount, LINX	130
WHT030408	Whitmyer, Headrest Mount, LINX ²	130
WHT030409	Whitmyer, Headrest Mount, AXYS	108
WHT030410	Whitmyer, Headrest Mount, AXYS, Offset	119
WHT030411	Whitmyer, Headrest Mount, COBRA XTRA Flip Back	162

Headrest Receiver		£
SEP030119	Headrest Receiver, Back Cushion Mount (4)	0
SEP030120	Headrest Receiver, Backrest Frame Mount	0

Push Handles		£
SEP030204	Push Handles, Height-Adjustable	162

Seat Rail		£
SEP020085	Seat Rail, Short, For Seat Depth 400 - 520 mm	0
SEP020069	Seat Rail, Long, For Seat Depth 460 - 560 mm (5)	0

Powered Seating

Seat Cushion Type

£

SEDEO (See Section C)

SEP020027	SEDEO, Seat Cushion	0
-----------	---------------------	---

JAY (See Section D)

SEP020515	JAY, Seat Cushion	0
-----------	-------------------	---

Omit (Select Seat Width And Depth in Section C)

SEP020070	Omit Seat Cushion	0
-----------	-------------------	---

C – SEDEO Seat Size

£

Seat Cushion Width

SW38	380 mm, For Effective Seat Width 380 mm	0
SW42	420 mm, For Effective Seat Width 380 - 420 mm	0
SW46	460 mm, For Effective Seat Width 420 - 460 mm	0
SW50	500 mm, For Effective Seat Width 460 - 500 mm	0
SW54	540 mm, For Effective Seat Width 500 - 540 mm	0
SW56	560 mm, For Effective Seat Width 520 - 560 mm	0

Seat Cushion Depth

SD40	400 mm, Comes With Cushion Size 460 mm	0
SD42	420 mm, Comes With Cushion Size 460 mm	0
SD44	440 mm, Comes With Cushion Size 460 mm	0
SD46	460 mm, Comes With Cushion Size 500 mm	0
SD48	480 mm, Comes With Cushion Size 500 mm	0
SD50	500 mm, Comes With Cushion Size 500 mm	0
SD52	520 mm, Comes With Cushion Size 560 mm	0
SD54	540 mm, Comes With Cushion Size 560 mm	0
SD56	560 mm, Comes With Cushion Size 560 mm	0

C – SEDEO Seat Cushions

£

SEP020073	SEDEO, Seat Cushion, Profiled, Height 70 mm	119
SEP020075	SEDEO, Seat Cushion, Support, Height 90 mm	173
SEP020076	SEDEO, Seat Cushion, Support Memory, Height 90 mm	205
SEP020078	SEDEO, Seat Cushion, Stabilizer, Height 90 mm	223
	SEDEO, Seat Cushion, Adaptive (Choose B4Me Requirements Separately)	

C – SEDEO Seat Cushion Cover

£

SEP020518	Seat Cushion Cover, Incontinence Protection	0
SEP020080	Seat Cushion Cover, Comfort	0

C – SEDEO Seat Boards

£

SEP020082	SEDEO, Seat Board, Flat, Depth-Adjustable, Cushions Guide At Rear	108
SEP020083	SEDEO, Seat Pan, 50 mm, Depth-Adjustable, Cushions Guide At Rear	119

Powered Seating

D – JAY Seat Size

£

Seat Cushion Width

SW40	400 mm	0
SW42	420 mm	0
SW44	440 mm	0
SW46	460 mm	0
SW48	480 mm	0
SW50	500 mm, Comes With Cushion Size 500 mm	0
SW52	520 mm, Comes With Cushion Size 500 mm	0
SW54	540 mm, Comes With Cushion Size 560 mm	0
SW56	560 mm, Comes With Cushion Size 560 mm	0

Seat Cushion Depth

SD40	400 mm	0
SD42	420 mm	0
SD44	440 mm	0
SD46	460 mm	0
SD48	480 mm	0
SD50	500 mm	0
SD52	520 mm	0
SD54	540 mm (1)	0
SD56	560 mm (1)	0

D – JAY Seat Cushion

£

JAY020005	JAY Easy Fluid With Flat Base	308
JAY020003	JAY Soft Combi P	77
JAY020006	JAY Easy Visco With Flat Base	132
JAY020010	JAY Balance, Air, Single Valve, Microclimatic Cover, Until Seat Width 500 mm	503
JAY020012	JAY Balance, Air, Single Valve, Microclimatic Cover, From Seat Width 560 mm	503
JAY020014	JAY Balance, Air, Single Valve, Microclimatic Cover, With Positioning Kit, Until Seat Width 500 mm	568
JAY020016	JAY Balance, Air, Single Valve, Microclimatic Cover, With Positioning Kit, From Seat Width 560 mm	568
JAY020011	JAY Balance, Fluid, Microclimatic Cover, Until Seat Width 500 mm	468
JAY020013	JAY Balance, Fluid, Microclimatic Cover, From Seat Width 560 mm	468
JAY020015	JAY Balance, Fluid, Microclimatic Cover, With Positioning Kit, Until Seat Width 500 mm	533
JAY020017	JAY Balance, Fluid, Microclimatic Cover, With Positioning Kit, From Seat Width 560 mm	533
JAY020018	JAY Xtreme Active	506
JAY020023	JAY Leg Support Kit For The Xtreme Active (2)	39
JAY020019	JAY J2 Cushion, Until Seat Width 460 mm Or Seat Depth 480 mm	492
JAY020021	JAY J2 Cushion, From Seat Width 480 mm Or Seat Depth 500 mm	492
JAY020020	JAY J2 Cushion, Deep Contour, Until Seat Width 480 mm	525
JAY020022	JAY J2 Cushion, Deep Contour, From Seat Width 500 mm	525

Knee & Thigh Supports

£

SEP020342	Knee Support, Lateral, 120 x 120 mm, Swing Away, Right (3)	173
SEP020341	Knee Support, Lateral, 120 x 120 mm, Swing Away, Left (3)	173
SEP020344	Thigh Support, Lateral, Small, 120 x 120 mm, Swing Away, Right (4)	216
SEP020343	Thigh Support, Lateral, Small, 120 x 120 mm, Swing Away, Left (4)	216
SEP020347	Thigh Support, Lateral, Large, 180 x 120 mm, Swing Away, Right (4)	216
SEP020346	Thigh Support, Lateral, Large, 180 x 120 mm, Swing Away, Left (4)	216

(1) Only With Seat Width 560 mm

(2) Only For Cushions With Seat Depth 420 - 500 mm

(3) Not With SEP050015-17 SEDEO PRO, Legrest, Swing Away, SEP050080 SEDEO PRO, Hanger Receivers Only, SEP090122 Transfer Bar

(4) Not With Seat To Floor Height 415 mm, Not With SEP040035 Side Guard, Wedge Shaped, Padded

Armrest Types 

£

SEP040019	Armrest, Single Post, Flip Back (1)	0
SEP040021	Armrest, Single Post, Removable (1)	0
SEP040123	Armrest, Reclining, Flip Back	81

Arm Pads 

£

SEP040023	Arm Pad, Integral Foam, 300 mm, Right	0
SEP040024	Arm Pad, Integral Foam, 300 mm, Left	0
SEP040025	Arm Pad, Integral Foam, 400 mm, Right	0
SEP040026	Arm Pad, Integral Foam, 400 mm, Left	0
SEP040027	Arm Pad, Integral Foam, 450 mm, Right (2)	0
SEP040028	Arm Pad, Integral Foam, 450 mm, Left (2)	0
SEP040029	Omit Arm Pad, Right	0
SEP040030	Omit Arm Pad, Left	0

Comfort Arm Pads

SEP040204	Arm Pad, Comfort, Padded, PU Coated, 400 mm, Right	124
SEP040203	Arm Pad, Comfort, Padded, PU Coated, 400 mm, Left	124

Hemiplegia Arm Pads

SEP040031	Arm Pad, Hemiplegia, Integral Foam, Right (3)	221
SEP040032	Arm Pad, Hemiplegia, Integral Foam, Left (4)	221

Side Guard Pads For Armrests

£

Side Guard Pads For Armrest, Single Post, Flip Back / Removable

SEP040033	Side Guard (5)	0
SEP040034	Side Guard, Integral Foam (6)	0
SEP040035	Side Guard, Wedge Shaped, Padded (7)	216

Side Guard Pads For Armrest, Reclining, Flip Back

SEP040036	Side Guard, Mounted On Seat Rail Bracket (8)	0
-----------	--	---

Centre Mount Legrest 

£

SEP050086	Centre Mount Legrest, Tool Adjustable, With Flip Up And Angle-Adjustable Footboard (9) (13)	0
-----------	---	---

Pad Options

SEP050087	Centre Calf Support, Integral Foam	0
SEP050092	Calf Pad, Integral Foam, Pair	0

Fixed Centre Mount Legrest 

£

SEP050140	Fixed Centre Mount Legrest (10) (12)	100
SEP050072	Footplate, Dual, Height- And Angle-Adjustable, 260 x 150 mm	0
SEP050075	Calf Pad, Padded, Pair	0

Power Centre Mount Legrest 

£

SEP050076	Centre Mount Legrest, Powered, 90° - 180°, 175 mm Extension (10) (11)	1188
SEP050071	Centre Mount Legrest, Powered, 90° - 180°, 175 mm Extension, Footplate To Floor (10) (11)	1404

Footplates

SEP050072	Footplate, Dual, Height- And Angle-Adjustable, 260 x 150 mm	0
SEP050073	Footplate, Dual, Height- And Angle-Adjustable, Large, 310 x 170 mm	0

Pad Options

SEP050075	Calf Pad, Padded, Pair	0
-----------	------------------------	---

(1) Not With Seat To Floor Height 415 mm

(2) With SEP040019 Flip Back Armrest, Seat Width +20 mm

(3) Not With SEP110052 Joystick Mount, Right, SEP090040 Tray Table, Swing Away, SEP090046 Tray Table,

Half-Side, Swing Away, SEP090110 Rear View Mirror, Right

(4) Not With SEP110053 Joystick Mount, Left, SEP090040 Tray Table, Swing Away, SEP090046 Tray Table, Half-Side,

Swing Away, SEP090118 Rear View Mirror, Left

(5) Not With SEP040123 Armrest, Reclining, Flip Back

(6) Seat Width -20 mm Not With SEP040123 Armrest, Reclining, Flip Back

(7) Seat Width -80 mm, Only With SEP040021 Armrest, Single Post, Removable

(8) Only With SEP040123 Armrest, Reclining, Flip Back

(9) In Combination With Lift Or Tilt, Choose SEP050087 Centre Calf Support, Integral Foam Or SEP050092 Calf Pad,

Integral Foam, Pair

(10) Not With RWD

(11) Not With SEP110036 Remote Joystick, VR2; SEP110037 Remote Joystick, VR2, 2 Actuators & SEP110040

Remote Joystick, VR2, 2 Actuators And Lights. In Case Of R-Net: SEP110032 Actuator Control & Lights Module,

R-Net, ISM-6L

(12) In Combination With Lift Or Tilt, Choose SEP050075 Calf Pad, Padded, Pair

(13) Limited Knee Angle Possibilities With RWD

Powered Seating

SEDEO PRO Swing Away Legrest

£

SEP050015	SEDEO PRO, Legrest, 70°, Swing Away	0
SEP050016	SEDEO PRO, Legrest, Manual Elevating, Swing Away	292
SEP050017	SEDEO PRO, Legrest, Power Elevating, Swing Away	540
SEP050080	SEDEO PRO, Hanger Receivers Only	0
SEP050000	Omit Legrest	0

Footplates

SEP050088	Footplate, For Seat Width 385 - 400 mm	0
SEP050089	Footplate, For Seat Width 420 - 460 mm	0
SEP050090	Footplate, For Seat Width 480 - 520 mm	0
SEP050091	Footplate, For Seat Width 540 - 560 mm	0
SEP050081	Footplates, Coupled (1) (2)	0

Support Options

SEP050082	Calf Support, Integral Foam, Depth-Adjustable, Pair	86
SEP050083	Calf Support, Padded, Depth-Adjustable, Pair	103
SEP050084	Heel Loop	16
SEP050085	Calf Strap (2)	0
SEP050200	Knee Pad, Integral Foam	54

Amputee Support (3)

SEP050013	Amputee Support, Padded, Right	108
SEP050014	Amputee Support, Padded, Left	108

Positioning Supports & Accessories

£

SEP090128	Positioning Belt, Carseat Buckle, Short, 50 mm x 1700 mm	0
SEP090129	Positioning Belt, Carseat Buckle, Long, 50 mm x 2700 mm	22
SEP090110	Rear View Mirror, Right (4)	43
SEP090118	Rear View Mirror, Left (4)	43
SEP090009	Crutch Holder (5)	54
SEP090119	Brackets For Bag On Backrest Frame (5)	27
SEP090120	Bag For Armrest (6)	86
SEP090122	Transfer Bar (7)	119
SEP030605	Abduction Pommel (8)	205

Tray Table (Mounted Opposite Joystick)

SEP090040	Tray Table, Width-Adjustable, Swing Away	270
SEP090046	Tray Table, Half-Side, Swing Away (9)	216

Tray Table Accessories

SEP090125	Partial Padding For Tray Table	16
SEP090126	Raised Edges, Acrylic For Tray Table	22
SEP090127	Elbow Pads, Padded, Pair For Tray Table	32

(1) Choose Also A Footplate

(2) Only For SEP050015 SEDEO PRO, Legrest, 70°, Swing Away

(3) Extra On A Set Of Swing Away Legrests, Attached Lose

(4) Not In Combination With Same Entry Side SEP090040 Tray Table, Swing Away, SEP090046 Tray Table, Half-Side, Swing Away

(5) Not With SEP030086 Powered Recline, 90° - 130°, SEP030087 Powered Recline, 90° - 150° With 100 mm Mechanical Anti-Shear

(6) Not With SEP040123 Armrest, Reclining, Flip Back

(7) Not With SEP020342/SEP020341 Knee Support, Lateral, Swing Away, Right/Left & SEP050015-17 SEDEO PRO, Legrest, Swing Away & SEP050080 SEDEO PRO, Hanger Receivers Only

(8) Not With (Power) Centre Mount Legrests

(9) Not With SEP090125-127 Tray Table Accessories

Joystick / Electronics**Remote Joystick – R-Net** 

£

SEP110015	Remote Joystick, R-Net, LED, Actuators	0
SEP110016	Remote Joystick, R-Net, LED, Actuators And Lights	0
SEP110017	Remote Joystick, R-Net, Colour LCD	108
SEP110018	Remote Joystick, R-Net, Colour LCD, Heavy Duty	972
SEP110013	Remote Joystick, R-Net, High Resolution Colour LCD, Advanced, Infrared Control Included	216
SEP110023	Remote Joystick, R-Net, High Resolution Colour LCD, Advanced, Infrared And Bluetooth Control Included	378
SEP110019	Omit Remote Joystick, R-Net	0

Joystick Mounting 

£

SEP110050	Joystick Mounting, Fixed	0
SEP110056	Joystick Mounting, Parallel, Swing Away, Capsulated	65

Joystick Mounting Location

£

SEP110052	Joystick Mounting Location, Right	0
SEP110053	Joystick Mounting Location, Left	0

Display Language Selection

£

SEP119001	English	0
-----------	---------	---

Joystick Knobs (Optional)

£

SEP090505	Joystick Knob, Golf Ball, Ø 42 mm	32
SEP090506	Joystick Knob, T-Bar, 82 mm Wide	32
SEP090507	Joystick Knob, Soft Ball, Ø 70 mm	32
SEP090508	Joystick Knob, Ball, Ø 35 mm	32
SEP090045	Joystick Knob, Allround, Ball Ø 48 mm	32
SEP090509	Joystick Knob, Chin Cup, Ø 37 mm	32
SEP090512	Joystick Knob, Stick, 80 x 15 mm	32
SEP090511	Joystick Knob, Mushroom, Ø 45 mm	32

Power Module – R-Net 

£

SEP110004	Power Module, R-Net, 120 A	0
-----------	----------------------------	---

Seating / Lighting Module Control – R-Net 

£

SEP110032	Actuator Control & Lights Module, R-Net, ISM-6L	0
-----------	---	---

Attendant Controls 

£

SEP110021	Attendant Control, Dual	346
SEP110020	Joystick Mounted As Attendant Control (1)	211

Attendant Mounting Location

SEP110025	Attendant Mounting Location, Right	0
SEP110026	Attendant Mounting Location, Left	0

(1) Choose Also Remote Joystick

Joysticks / Electronics

Table Top Controls

£

SEP110143	Table Top Control, LCD, Centre Tray Mounted	1728
-----------	---	------

Tray Table Mounting Location

SEP110080	Tray Table Mounting Location, Left	0
SEP110081	Tray Table Mounting Location, Right	0

#1 Ctrl+5 Switch Box Options

£

SEP110043	#1 Ctrl+5 Switch Box With Free Assignable Functions	702
-----------	---	-----

#1 Ctrl+5 Switch Box Mounting Location

SEP110180	#1 Ctrl+5 Switch Box Mounting Location, Behind Joystick (1)	0
SEP110181	#1 Ctrl+5 Switch Box Mounting Location, Opposite Joystick	0

#1 Ctrl+5 Switch Type

SEP110175	#1 Ctrl+5 Switch Type With Push Buttons	0
SEP110176	#1 Ctrl+5 Switch Type With Toggle Switches	0

Special Controls

OMNI2 Input Control Module – R-Net (2)

£

SEP110116	OMNI2 Input Control Module, R-Net (3)	946
SEP110117	OMNI2 Input Control Module, R-Net, Scanning Mode (3)	946

OMNI2 Module Mount (4)

£

SEP110119	OMNI2 Module, Fixed Mount, Right	0
SEP110120	OMNI2 Module, Fixed Mount, Left	0
SEP110123	OMNI2 Module, Swing Away Mount, Right	65
SEP110124	OMNI2 Module, Swing Away Mount, Left	65

(1) Not Possible With SEP110056 Joystick Mounting, Parallel Swing Away, Capsulated (Here We Can't Swing Away)

(2) Choose OMNI Mount And Input Device in Sections Below And Choose Switches in Section E

(3) Display With Built In Infrared & Armrest Mount, Required For Specialty Input Devices

(4) If Used With Standard Joystick Selection, It Must Be Mounted Opposite Side

Hand Control (1)

£

Proportional Input Devices

SEP110301	Hand Control, Switch-It MicroGuide	2430
SEP110302	Hand Control, Switch-It MicroPilot	2700
SEP110304	Hand Control, Switch-It VersaGuide	864
SEP110305	Hand Control, Switch-It VersaGuide EZ (2)	1026
SEP110306	Hand Control, Allround Joystick	864
SEP110307	Hand Control, Allround Joystick Light (3)	1026
SEP110308	Hand Control, Allround Joystick Heavy Duty	1620
SEP110309	Hand Control, Allround Joystick, R-Net Bus Enabled (4)	918
SEP110310	Hand Control, Allround Joystick Light, R-Net Bus Enabled (4)	1080
SEP110311	Hand Control, Allround Joystick Heavy Duty, R-Net Bus Enabled (4)	1728

Hand Control Mounting Platforms

£

SEP110342	Hand Control Mounting, Link-It To The Space Disk, Hand Tray (5)	540
-----------	---	-----

Hand Control Mounting 

SEP110350	Hand Control Mounting, Link-It To The Armrest, Fixed	162
SEP110353	Hand Control Mounting, Link-It To The Armrest, Swing Away	270

Hand Control Mounting Location

SEP110362	Hand Control Mounting Location, Right	0
SEP110361	Hand Control Mounting Location, Left	0

Head Control (6) 

£

Proportional Input Devices

SEP110370	Head Control, Switch-It Dual Pro, 3-Way Proportional, Facial Pads	4644
SEP110371	Head Control, Switch-It Dual Pro, 3-Way Proportional Head Array, Spot Pads	4644

(1) For Switch Selection See Section E

(2) Not With SEP090512 Joystick Knob, Stick, 80 x 15 mm, SEP090511 Joystick Knob, Mushroom, Ø 45 mm, SEP090506 Joystick Knob, T-Bar, 82 mm Wide

(3) Only Use With Default Joystick Knob Or Joystick Knob, Allround, Ball Ø 48 mm

(4) OMNI Module Not Required

(5) Only For Micro Series Joysticks

(6) For Switch Selection See Section E. Choose A Whitmyer Headrest Mount On Previous Pages

Chin Control 

£

Proportional Input Devices

SEP110470	Chin Control, Switch-It MicroGuide	2430
SEP110471	Chin Control, Switch-It MicroPilot	2700
SEP110472	Chin Control, Switch-It VersaGuide	864
SEP110473	Chin Control, Switch-It VersaGuide EZ	1026
SEP110474	Chin Control, Allround Joystick	864
SEP110475	Chin Control, Allround Joystick Light	1026
SEP110476	Chin Control, Allround Joystick, R-Net Bus Enabled (1)	918
SEP110477	Chin Control, Allround Joystick Light, R-Net Bus Enabled (1)	1080

Chin Control Mounting 

SEP110480	Chin Control Mounting, Link-It To Chin Harness, Small (2)	486
SEP110481	Chin Control Mounting, Link-It To Chin Harness, Large (2)	540
SEP110483	Chin Control Mounting, Link-It To Manual Chin Boom, Backrest Mount, Right	432
SEP110484	Chin Control Mounting, Link-It To Manual Chin Boom, Backrest Mount, Left	432
SEP110485	Chin Control Mounting, Link-It To Power Chin Boom, Backrest Mount, Right	2160
SEP110486	Chin Control Mounting, Link-It To Power Chin Boom, Backrest Mount, Left	2160
SEP110487	Chin Control Mounting, Link-It To Headrest, Swing Away, Left	378
SEP110488	Chin Control Mounting, Link-It To Headrest, Swing Away, Right	378

Link-It Extension Kit

SEP110590	Link-It Extension Kit, Base Module, 100 mm Extension Tube, 5 Cable Clips	130
SEP110591	Link-It Extension Kit, Base Module, 150 mm Extension Tube, 5 Cable Clips	162

Sip 'N Puff (3)

£

SEP110510	Sip 'N Puff With Link-It Hardware, Swing Away Mount To The Headrest (4)	540
-----------	---	-----

(1) OMNI Module Not Required

(2) If Switches Required Only Allround Joystick With Satellite Switches Available

(3) For Switch Selection See Section E

(4) Headrest To Be Selected

Special Controls

E – Switches (1)

£

SEP110611	Single Switch, Ø 64 mm, Black	94
SEP110612	Single Switch, Ø 64 mm, Red	94
SEP110613	Single Switch, Ø 64 mm, Green	94
SEP110523	Egg Switch – Black	103
SEP110524	MicroLite Switch – Black	151
SEP110651	Single Switch, Ø 30 mm, Black	94
SEP110654	Single Switch, Ø 30 mm, Blue	94
SEP110653	Single Switch, Ø 30 mm, Green	94
SEP110652	Single Switch, Ø 30 mm, Red	94
SEP110655	Single Switch, Ø 30 mm, Yellow	94
SEP110534	Twister Switch – Black	151
SEP110535	Twister Switch – Green	151
SEP110536	Twister Switch – Red	151

Switch Mounting

SEP110560	Switch Mounting, Link-It To The Hand Control (2)	162
SEP110566	Switch Mounting, Link-It To The Armrest (Opposite Side As The Hand Control) (3)	162
SEP110561	Switch Mounting, Link-It To The Headrest	216
SEP110563	Switch Mounting, Link-It To The Seat Rail (4)	162
SEP110565	Switch Mounting, Link-It To Chin Boom (5)	162
SEP110569	Omit Switch Mounting (6)	0

Switch Mounting Location

SEP110572	Switch Mounting Location, Right	0
SEP110571	Switch Mounting Location, Left	0

Satellite Switches (7)

SEP110537	Satellite Switch – Black	162
SEP110538	Satellite Switch – Green	162
SEP110539	Satellite Switch – Red	162

Multi-Function Switches (8)

SEP110550	Mini 2 Button (Stereo Plug) (9)	297
SEP110551	Mini 2 Button (Dual Mono Plug) (9)	297
SEP110552	Mini 4 Button InLine (DB9 Connector) (9)	499
SEP110554	4-Way Toggle Switched Joystick	499

Accessories

SEP110580	Mono Extension Cable (3.5 mm Jack Socket) (2 m)	108
SEP110581	Stereo Extension Cable (3.5 mm Jack Socket) (2 m)	140
SEP110582	Extension Cable DB9 (1 m)	130
SEP110583	Y-Cable, 2 Female Mono To 1 Male Stereo	162

Safety Devices

£

SEP090147	Remote Stop Switch (30 m Activation Range, Fit Via OBC Port) (10)	756
-----------	---	-----

(1) Select 1 Or 2 Switches And Mounting Positions Accordingly. Single Function For Special Input Devices

(2) Not With HD Allround Joystick Or Space Disk Mount

(3) Armrest Rail Mount

(4) Knee, If 2 Switches Selected Only Left And Right Mount

(5) No Left / Right Switch Selection Required

(6) Switches Attached Lose

(7) Only For Allround Joystick, Maximum 2 Selectable


(8) Used In Combination With Assignable Button Programming

(9) Attached Lose, When Ordered. No Link-It Fixation Possible

(10) Not With VR2

Drive Wheels & Castor Wheels & Mudguards & Kerb Climber

◀ BACK



// SEP070069



// SEP080213



// SEP010007



// SEP010008



// SEP90038

LED Lights & Chargers

◀ BACK



// SEP110209



// SEP110209



// SEP160101



// SEP160104

SEDEO PRO Back Cushions & Interfaces

◀ BACK



// SEP030109



// SEP030113



// SEP030114



// SEP030115



// SEP030116



// SEP030117

Headrest Pads & Headrest Mounts

◀ BACK



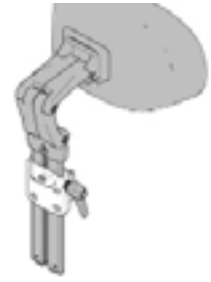
// SEP030430 & SEP030431



// WHT030401-WHT030403



// WHT030404-WHT030406



// SEP030433



// WHT030407



// WHT030408



// WHT030409



// WHT030410



// WHT030411

SEDEO Seat Cushions

◀ BACK



// SEP020073



// SEP020074



// SEP020075



// SEP020076



// SEP020077



// SEP020078

JAY Seat Cushion

◀ **BACK**



// JAY020005



// JAY020003



// JAY020006



// JAY020010



// JAY020011



// JAY020018



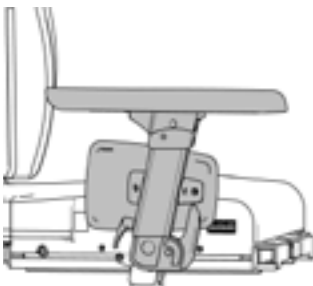
// JAY020019



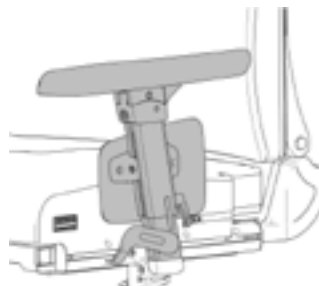
// JAY020020

Armrest Types & Arm Pads

◀ **BACK**



// SEP040019



// SEP040021



// SEP040123



// SEP040203 & SEP040204



// SEP040023



// SEP040027

Power Centre Mount Legrest & Centre Mount Legrest

◀ **BACK**



// SEP050076 & SEP050071



// SEP050086



// SEP050140

SEDEO PRO Swing Away Legrest & Support Options

◀ BACK



// SEP050015



// SEP050016



// SEP050082



// SEP050076

Remote Joystick – R-Net & Joystick Mounting

◀ BACK



// SEP110017



// SEP110013



// SEP110018



// SEP110056

Remote Joystick – VR2

◀ BACK



// SEP110036



// SEP110037

Joystick Knobs

◀ BACK



// SEP090505



// SEP090045



// SEP090507



// SEP090508



// SEP090509



// SEP090512



// SEP090511



// SEP090506

Electronic Programmings – VR2

◀ BACK



// SEP090063

Electronic Programmings – R-Net

◀ BACK



// SEP090066



// SEP090064

Power Modules – Seating / Lighting Module Control – R-Net 

◀ BACK



// SEP110004

Attendant Controls

◀ BACK



// SEP110021

#1 Ctrl+5- Switch Box Options & OMNI Input Control Module – R-Net

◀ BACK



// SEP110175



// SEP110176



// SEP090068



// SEP110101

Head Control

◀ **BACK**



// SEP110401 - SEP110406



// SEP110370 // SEP110371

Chin Control & Hand Control

◀ **BACK**



// SEP110470 // SEP110301



// SEP110471 // SEP110302



// SEP110472 // SEP110473
// SEP110304 // SEP110305



// SEP110306 - SEP110309
// SEP110474 - SEP110477



// SEP110475 // SEP110477
// SEP110307 // SEP110310

Table Top Controls

◀ **BACK**



// SEP110143

Switches

◀ BACK



// SEP110521



// SEP110523



// SEP110524



// SEP110526 - QPP110530



// SEP110537 - QPP110539



// SEP110534 - QPP110536



// SEP110551



// SEP110552

Switch Mounting

◀ BACK



// SEP110526 // SEP110566



// SEP110566 // SEP110526
// SEP110529



// SEP110560 // SEP110572
// SEP110013 // SEP110056
// SEP110529 // SEP110526



// SEP110563

Hand Control Mounting

◀ BACK



// SEP110353 // SEP110302
// SEP110362



// SEP110353 // SEP110302
// SEP110362 // SEP110342



// SEP110302



// SEP110353 // SEP110361
// SEP110524 // SEP110526
// SEP110560



// SEP110353 // SEP110306
// SEP110362 // SEP110538
// SEP110539

Chin Control Mounting

◀ BACK



// SEP110480 // SEP110481
// SEP110470 // SEP110471



// SEP110483 // SEP110484



// SEP110483 // SEP110484



// SEP110485 // SEP110486



// SEP110485 // SEP110474



// SEP110487 // SEP110471
// SEP110526 // SEP110529
// SEP110561 // SEP110572
// SEP110571



// SEP110487 // SEP110474

Comments For Personalisations



Q700 M/F/R with SEDEO PRO

£

Base Price	
Total Of Additional Equipment	
Packaging And Transport	
Exclusive VAT	
VAT	
Total Price (Not Including 5% Surcharge)	

Date

Signature

Day Month Year

**Sunrise Medical**

Thorns Road, Brierley Hill, West Midland
DY5 2LD

Phone: +44 (0) 845 605 66 88

Fax: +44 (0) 845 605 66 89

E-Mail: enquiries@sunmed.co.ukwww.SunriseMedical.co.uk